




## ULTRACHEM® SERIES

### Bearing Frame Option



The **UltraChem® Series bearing frame** is designed for customers who prefer a long-coupled pump arrangement. Precision manufacturing with high quality, durable components yield years of reliable service with very little maintenance.

### Bearing Frame features:

- Mounts to any UC Series mag drive pump
- Allows use of alternate drives such as non-C-face, DC, air, pulley or hydraulic
- Available in either flood oil or regreasable bearing configurations
- Rugged ductile iron construction
- Group 1 ASME/ANSI B73.1-1991 dimensional
- L10 bearing life of 30,000 hours
- Large reservoir for cool operation and long oil life
- Sight window for direct oil level indication
- Carbon-filled, PTFE labyrinth seal
- Drilled and tapped for leak monitoring sensor
- Optional bronze bump ring for hazardous locations
- Optional constant level oiler
- Optional coupling, baseplate, and guard



**FINISH THOMPSON INC.**

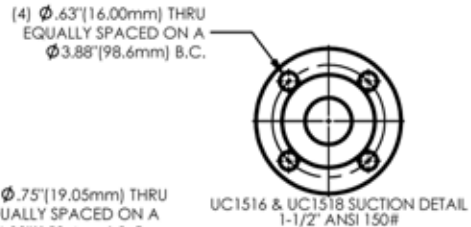
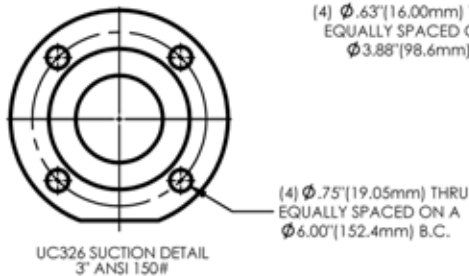
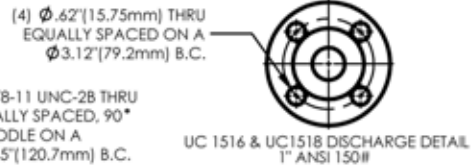
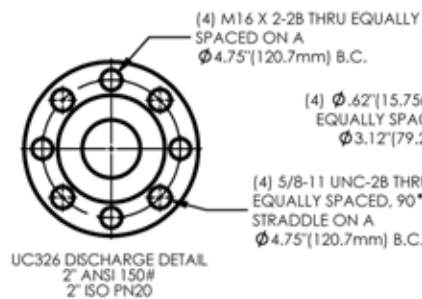
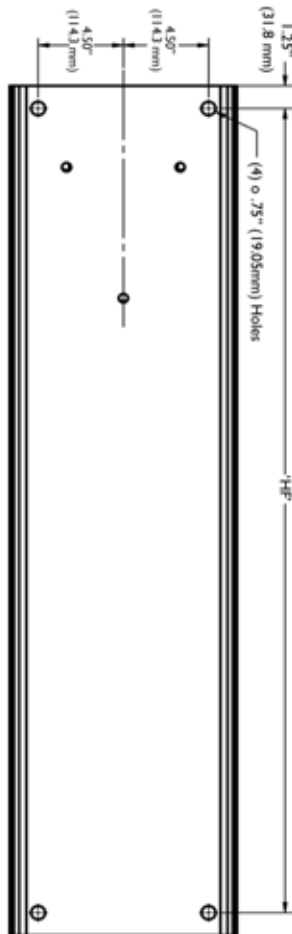
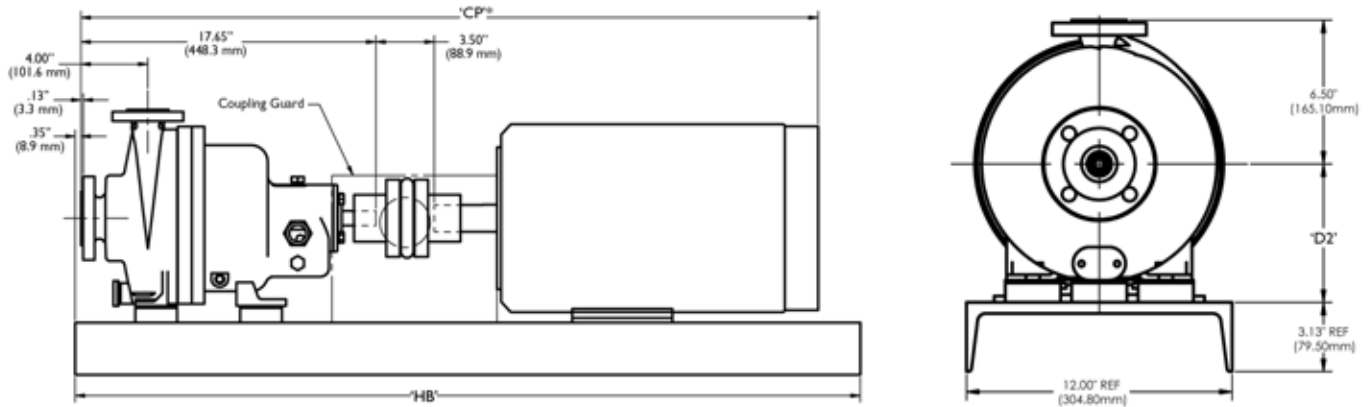
921 Greengarden Road • Erie, PA 16501-1591 U.S.A.

Ph 814-455-4478 • Fax 814-455-8518

Email [fti@finishthompson.com](mailto:fti@finishthompson.com) • [www.finishthompson.com](http://www.finishthompson.com)

FT07-968

# Bearing Frame Dimensions:



MODEL	NEMA MOTOR	'D2' DIM (in)	'CP*' DIM (in)	'HB' DIM (in)	'HF' DIM (in)	PUMP WT (LBS)	MOTOR WT. (LBS) *	BASEPLATE
UC 1516	143	5.25	33.9	39.0	36.5	117	45	1, 2
UC 1516	184	5.25	36.8	39.0	36.5	117	94	1, 2
UC 1516	215	5.25	41.5	47.0	44.5	117	170	3, 4
UC 1516	256	6.25	46.7	47.0	44.5	117	280	3, 4
UC 1518	143	5.25	33.9	39.0	36.5	112	45	1, 2
UC 1518	184	5.25	36.8	39.0	36.5	112	94	1, 2
UC 1518	215	5.25	41.5	47.0	44.5	112	170	3, 4
UC 1518	256	6.25	46.7	47.0	44.5	112	280	3, 4
UC 326	143	5.25	33.9	39.0	36.5	138	45	1, 2
UC 326	184	5.25	36.8	39.0	36.5	138	94	1, 2

MODEL	IEC MOTOR	'D2' DIM (mm)	'CP*' DIM (mm)	'HB' DIM (mm)	PUMP WT (KG)	MOTOR WT. (KG) *	BASEPLATE
UC 1516	80	133.4	820.4	990.6	53	15	1, 2
UC 1516	90	133.4	866.2	990.6	53	21	1, 2
UC 1516	110/112	133.4	930.2	990.6	53	48	1, 2
UC 1516	132	152.4	1027.2	1193.8	53	78	3, 4
UC 1516	160	160.0	1135.4	1193.8	53	120	3, 4
UC 1518	80	133.4	820.4	990.6	51	15	1, 2
UC 1518	90	133.4	866.2	990.6	51	21	1, 2
UC 1518	110/112	133.4	930.2	990.6	51	48	1, 2
UC 1518	132	152.4	1027.2	1193.8	51	78	3, 4
UC 1518	160	160.0	1135.4	1193.8	51	120	3, 4
UC 326	80	133.4	820.4	990.6	63	15	1, 2
UC 326	90	133.4	866.2	990.6	63	21	1, 2
UC 326	110/112	133.4	930.2	990.6	63	48	1, 2
UC 326	132	152.4	1027.2	1193.8	63	78	3, 4
UC 326	160	160.0	1135.4	1193.8	63	120	3, 4

MATERIAL	WEIGHT	
	(LBS)	(KG)
STEEL 12" (304.8 mm) X 39" (990.6 mm)	88	40
FIBERGLASS 12" (304.8 mm) X 39" (990.6 mm)	22	10
STEEL 12" (304.8 mm) X 47" (1193.8 mm)	108	49
FIBERGLASS 12" (304.8 mm) X 47" (1193.8 mm)	27	12