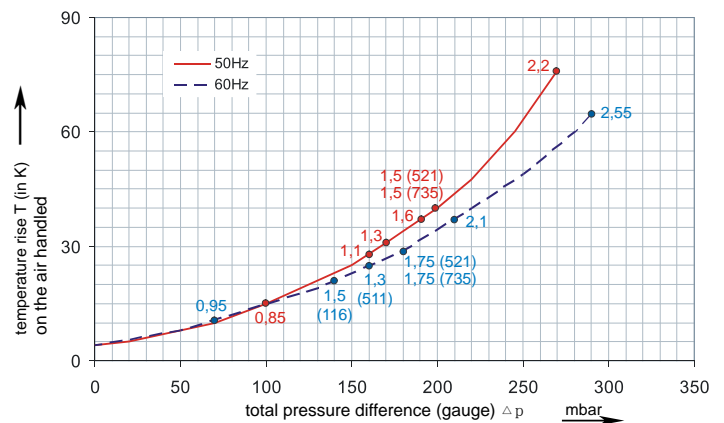
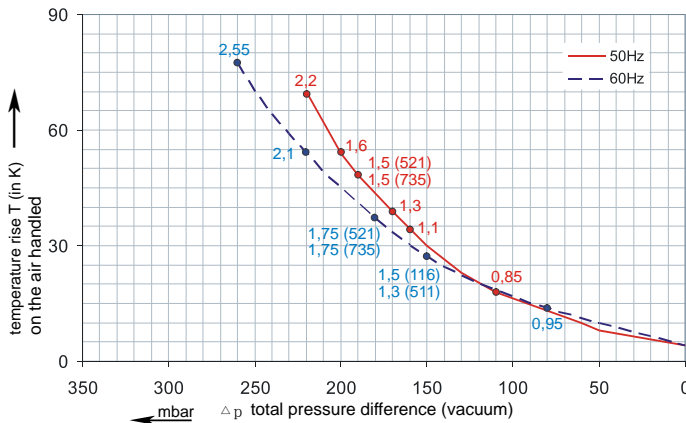
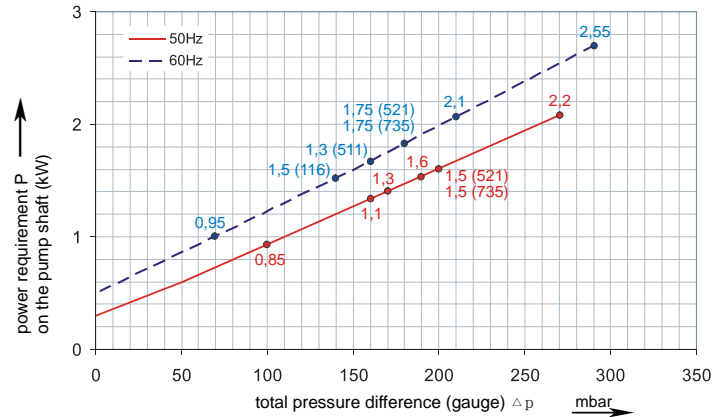
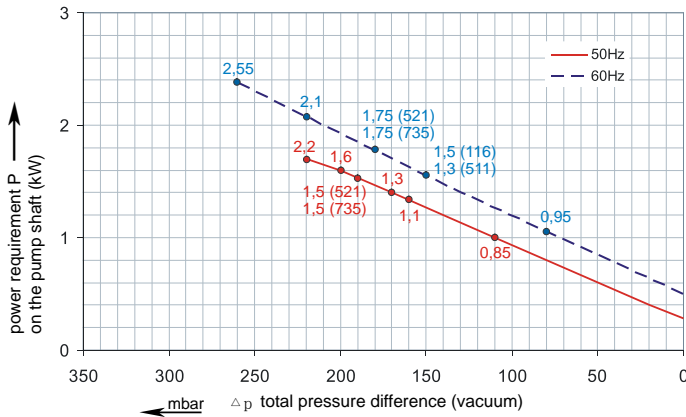
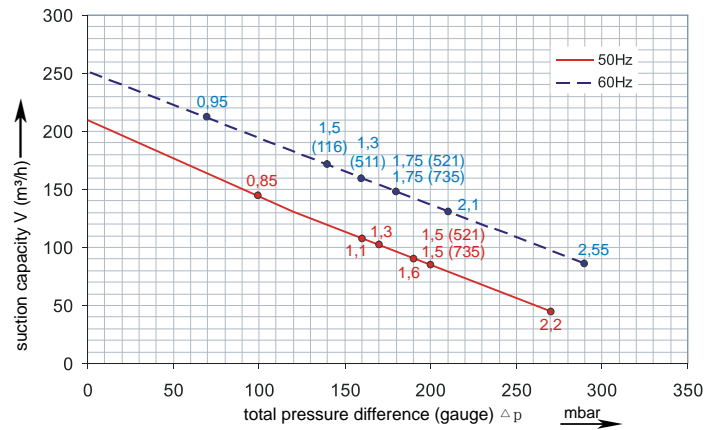
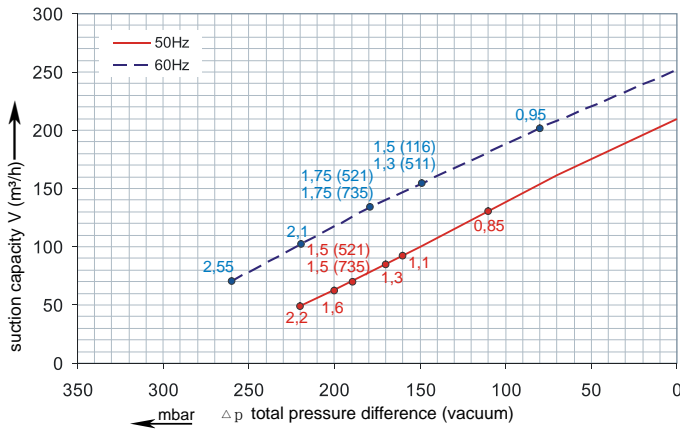


Performance Curve for Vacuum

Performance Curve for Pressure



The performance curves are based on air at a temperature of 15 °C and an atmospheric pressure of 1013 mbar with a tolerance of +/- 10 %. The total pressure differences are valid for suction and ambient temperatures up to 25 °C. For other conditions please confer with us.

Each Proair Blower can be applied both as vacuum pump and compressor in continuous operation over the total stated performance curve range. The motors are available as standard for the input voltage range of 50 and 60 Hz and for protection category IP 55 as well as approved for UL and CSA.

Selection and ordering data

A-5MS

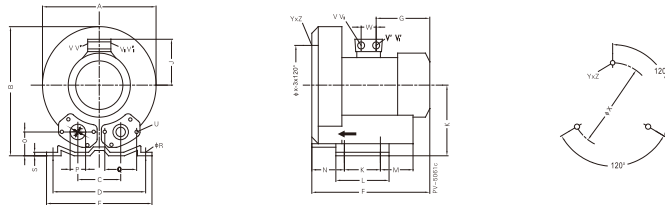
Order No.	Fre- quency	Rated power	Input voltage		Input current		Permissible total differential pressure ²⁾		Sound pressure level ³⁾	Weight ca.
			Hz	kW	V	A	Vacuum mbar	Compressor mbar		

3~ 50/60 Hz IP55 isulation material class F 1)

A5MS-106	50	0.85	200D ... 240D	345Y...415Y	4.2D	2.4Y	-110	100	64	20
	60	0.95	220D ... 275D	380Y...480Y	4.0D	2.3Y	-80	70	70	20
A5MS-116	50	1.3	200D ... 240D	345Y...415Y	5.7D	3.3Y	-170	170	64	22
	60	1.5	220D ... 275D	380Y...480Y	5.7D	3.3Y	-150	140	70	22
A5MS-126	50	1.6	200D ... 240D	345Y...415Y	7.5D	4.3Y	-200	190	64	23
	60	2.1	220D ... 275D	380Y...480Y	7.6D	4.4Y	-220	210	70	23
A5MS-136	50	2.2	200D ... 240D	345Y...415Y	9.7D	5.6Y	-220	270	64	25
	60	2.55	220D ... 275D	380Y...480Y	10.3D	6.0Y	-260	290	70	25

1~ 50/60 Hz IP55 with attached condenser for continuous operation

A5MS-511	50	1.1	230		7.3		-160	160	64	21
	60	1.3	230		8.3		-150	160	70	21
A5MS-521	50	1.5	230		9		-190	200	64	24
	60	1.75	230		10		-180	180	70	24
A5MS-735	50	1.5	115	230	22.0	11.0	-190	200	64	26
	60	1.75	115	230	24.0	12.0	-180	180	70	26



	A	B	C	D	E	F	G	H	J	K	L	M	N	O	φP	Q	φR	S	U	V _(1~)	V' _(1~)	V _(3~)	V' _(3~)	YxZ	X-Holes	φX	W	
A5MS-511	1~	334	337	120	260	295	314	160	175	120	115	155	96	87	48	55	83	14	4	M8x17	M16x1.5	M25x1.5	-	-	M8x20	0°/120°/240°	200	29
A5MS-521	1~	334	337	120	260	295	345	191	175	128	115	155	96	87	48	55	83	14	4	M8x17	M16x1.5	M25x1.5	-	-	M8x20	0°/120°/240°	200	29
A5MS-735	1~	334	337	120	260	295	345	191	175	128	115	155	96	87	48	55	83	14	4	M8x17	M16x1.5	M25x1.5	-	-	M8x20	0°/120°/240°	200	29
A5MS-106	3~	334	337	120	260	295	314	160	175	120	115	155	96	87	48	55	83	14	4	M8x17	-	-	M25x1.5	M16x1.5	M8x20	0°/120°/240°	200	29
A5MS-116	3~	334	337	120	260	295	314	160	175	120	115	155	96	87	48	55	83	14	4	M8x17	-	-	M25x1.5	M16x1.5	M8x20	0°/120°/240°	200	29
A5MS-126	3~	334	337	120	260	295	346	191	175	128	115	155	96	87	48	55	83	14	4	M8x17	-	-	M25x1.5	M16x1.5	M8x20	0°/120°/240°	200	29
A5MS-136	3~	334	337	120	260	295	346	191	175	128	115	155	96	87	48	55	83	14	4	M8x17	-	-	M25x1.5	M16x1.5	M8x20	0°/120°/240°	200	29



Other voltage ranges

A-5MS □ □

50Hz	60Hz	
3~		
185...225 V D/320...390 V Y	200...240 V D/345...415 V Y	1 1
200...240 V D/345...415 V Y	200...275 V D/380...480 V Y	1 6
345...415 V D	380...480 V D	1 7
500 V D	575VD	C 5

Machines according to the ATEX norm 94/4 EG are available for the whole performance range.

Following types available: Category 3 G, 3/2 G, 3 D and 3/2 D.

1~		
100 / 200 V	100 / 200 V	7 4
115 / 230 V	115 / 230 V	7 5
230V		5 1

Further voltage range on request; please quote in plain text.

Proair Blowers achieve the standards and norms of the low voltage directive (LVD)2006/95/EC, rotating electrotechnical motor EN 60034-1-2004, electromagnetic compatibility(EMC)EN55014-1/2,EN61000-2/-3/-4/-6.

- 1) For standard UL for ELECTRIC MOTOR UL 1004-1.
- 2) Relief-valve are available for limiting differential pressure.
- 3) Measuring-surface sound-pressure level acc. to DIN EN 21680, measured at a distance of 1 m. The pump is throttled to an average suction pressure, a hose is connected to the discharge side (compressor) / suction side (vacuum pump), but is not fitted with relief valves.

The motors are designed according to the DIN EN 60 034 / DIN IEC 34-1 and temperature class F.

For the three phase machines the tolerances are +/- 10 % for fixed voltage and +/- 5 % for voltage range.

The single phase machines are designed with a +/- 5 % tolerances. If only 90 % of the maximum allowed pressure will be used for the continuous operating then the allowed voltage range add to +/- 10 %.

For all single and three phase machines which designed according to the UL and CSA norm (UL 1004-1) the maximum allowed voltage tolerances are - 10 % resp. + 6 %. The frequency tolerance is maximum +/- 2 %.

Changes in particular the quoted performance curve, datas and weights without prior notice. The figures are without obligations.

03.2015